

## GREEN STARS at HOME



**Tuesday, May 5<sup>th</sup>**

Hello Green Stars!

**Encouragement:** This, then, is how you should pray: 'Our Father in heaven, hallowed be your name' – Mathew 6:9

**Monthly Colors:** Pastel colors are “smooth”, “soft” and “chalklike” colors. Ask your parents what their favorite pastel color is. And what's your favorite pastel color?

**Monthly Shape:** Oval – now that you know what the oval is, use your “**Invisible Pencil**” to trace the oval in the air! Make big ovals using your arm, then small ovals using your wrist!

Vv

**Letter of the Week:** For the letter “V” fill out the attached worksheet!





### Indoor Activities:

- Grab your favorite round cereal and a piece of yarn. Then thread the yarn through the cereal to make your very own necklace. Remember to wash you hands before, that way you can eat your cereal necklace afterwards!

### Outdoor Activities

- Put some Pom-Poms in a basket and place the basket away from a color sorting plates, or box. Then take turns running back and forth sorting the pom-poms in their right place.

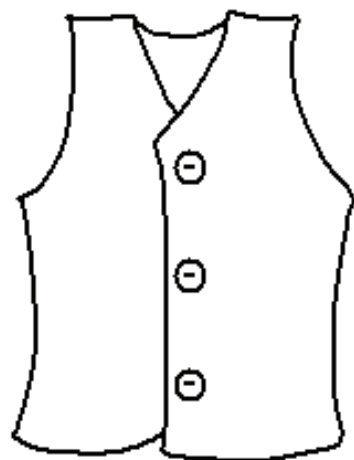
Blessings,  
Mrs. Blancarte




Name: \_\_\_\_\_

## Letter Vv

These pictures begin with the letter **Vv**. Say the name of each out loud and listen for the **Vv** sound. Color the pictures.




vest



vase



violin



van

