

GREEN STARS at HOME



Monday, May 4th

Hello Green Stars!

Encouragement: “Be generous and ready to share” – 1 Timothy 6:18

Monthly Colors: Pastel colors – Color the attached egg worksheet with pastes. We will be reviewing them this month

Monthly Shape: Oval – Trace and fill the oval worksheet to get a better understanding of the shape “Oval”

Letter of the Week: For the letter “V” fill out the attached worksheet!



Indoor Activities:

- Painter's tape is one of the best inventions ever. It goes on (and comes off) easily – whether you've got a smooth floor or a carpeted one (but be sure to test it first just to be sure). And there's so much you can do with it! Put it on the floor like a ladder. Then have students see how many rungs they can jump. Can they jump farther with a running start? See how many rungs they can stretch – or how far they can go on one foot.

Outdoor Activities

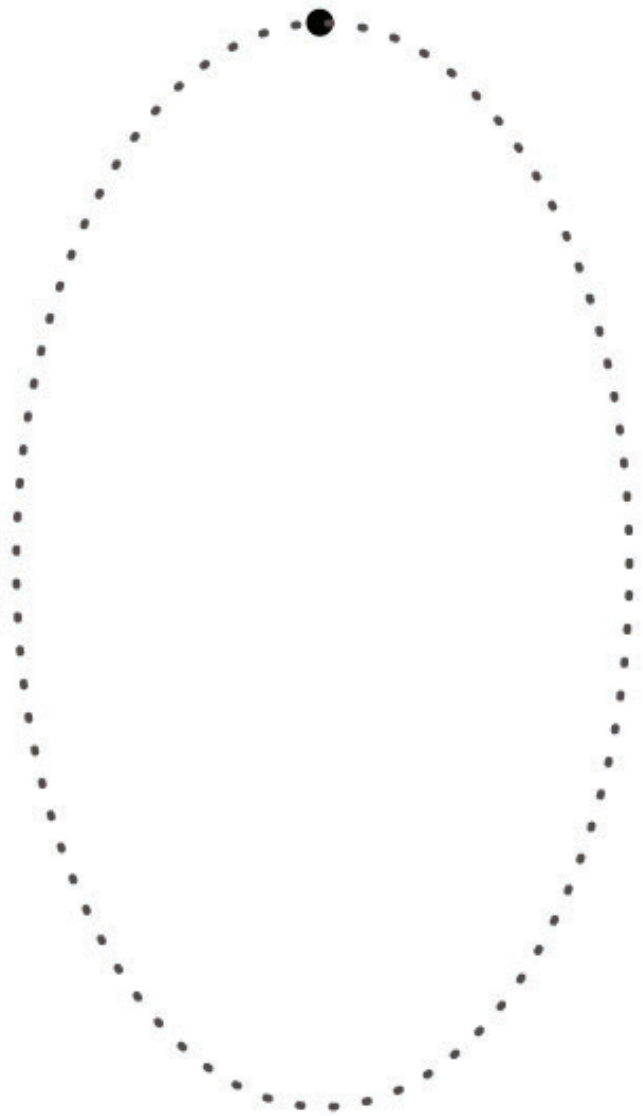
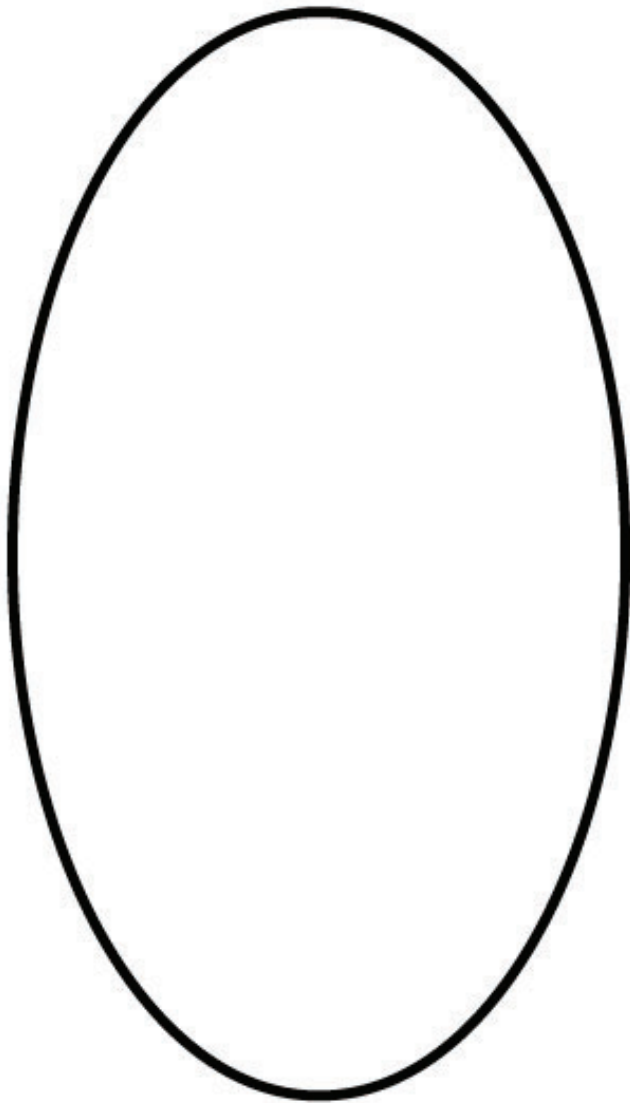
- Buy some colored paper plates. Then get creative! Place them in a row (red, green, red, green) and have students step on just the red ones. Or have them get down on all fours and “skate” with a plate under each hand. Put the plates in a row to get your students moving around the classroom. Put the plates far apart for biiiig steps. Or put them close together for tiny steps.

Blessings,
Mrs. Blancarte



Oval Shape


Color the oval, then trace the other oval on the broken line.



Name _____

Color the Eggs

How many eggs can you count?



Name _____

Letter of the Day

Name: _____

V v

Trace



Write

Handwriting practice lines for the letter V, consisting of four sets of three horizontal lines (top, middle dashed, bottom).

Color

vulture



Images Credit: Ink n Little Things

Find

V T s V
u v U s
v V t v

Draw

A large empty rectangular box for drawing.